



Ambulance



Wrecker



Fire/Fire Truck



Flat Tow



Tiltbed



NOW!!!



Need Help



Lots of Help



Driver



OK



Surface



Standing Yellow Flag



Waving Yellow Flag



Double Yellow



White Flag



Cancel



Checkered Flag



Laps



Universal Question

Who, What,
Where, When,
How, etc.



Head Phones Working?



Check



Time



Dragging



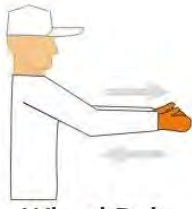
Smoking



Leaking



Flat Wheel



Wheel Rub



Front



Rear



Coolant



Fuel (Gas)



Pit



Pit Closed



Point Please



Shut Down/
Last Car



Pointing Drivers
To The Right



Pointing Drivers
To The Left



Cars On Track



Request For
Colour



Black



Blue



Red



Green



Yellow



Brown



White

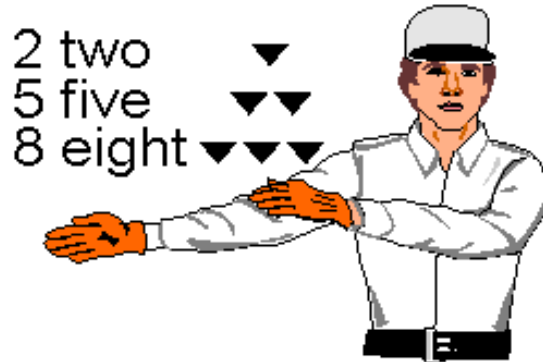
F&C Number Signaling Method

When signaling numbers place your body square to the "receiver". Pat out the numbers SLOWLY, When the number to be signaled contains more than one digit (ex. #83), signal the second digit on the opposite side with a short pause between.

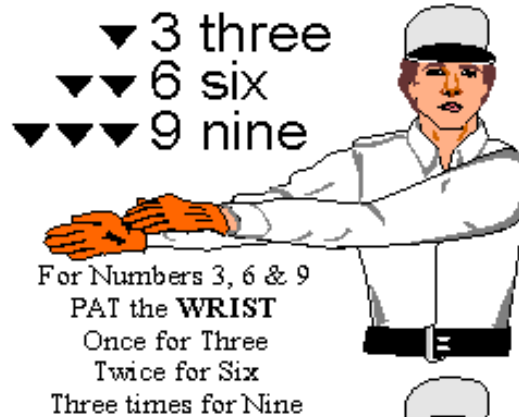
For Numbers 1, 4 & 7
PAT the SHOULDER
 Once for One
 Twice for Four
 Three times for Seven



For Numbers 2, 5 & 8
PAT the ELBOW
 Once for Two
 Twice for Five
 Three times for Eight



NUMBER SIGNAL
 Indicates you are
 going to signal a number



For the Number 0
 Start at the **SHOULDER**
 Slide the Upper
 Hand Down the
 Extended Arm

